



**SUBJECT: Checking correct operation -
Procedure for removing and replacing grease**

Dear Customer,

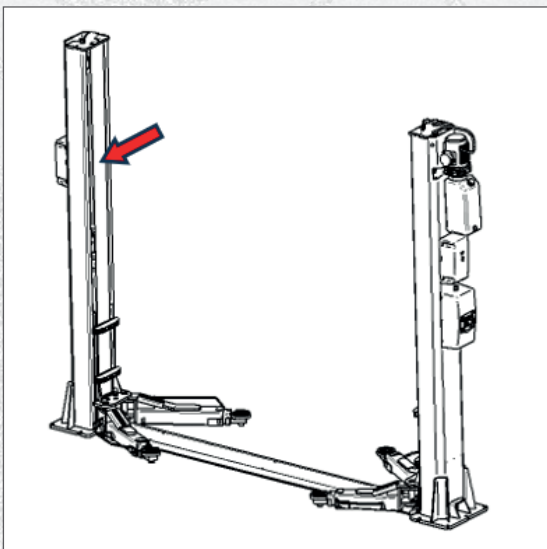
Further to some checks, more detailed analysis has been carried out involving the correct operation of C-LINE model HC 3502B-4502B electro-hydraulic 2-post lifts.

Specifically, it has been found that in some cases an incorrect type of grease has been used, which over time can cause vibrations and discontinuity of the upward and downward movement, involving slight carriage jumping.

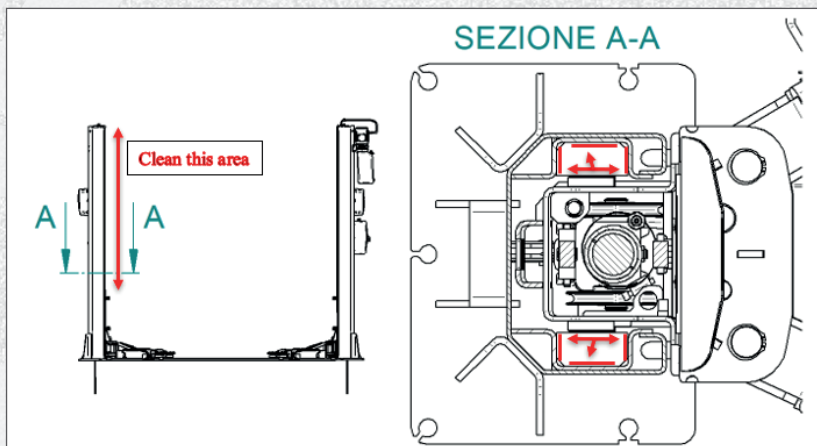
Therefore, we wish to underline that to ensure the correct operation of the lift over time, it is of paramount importance to carry out maintenance operations using a type of grease featuring suitable characteristics, in particular a multipurpose lithium L EP 2 grease.

In this regard, in case of non-optimal lift operation as described above, it is recommended to proceed as follows:

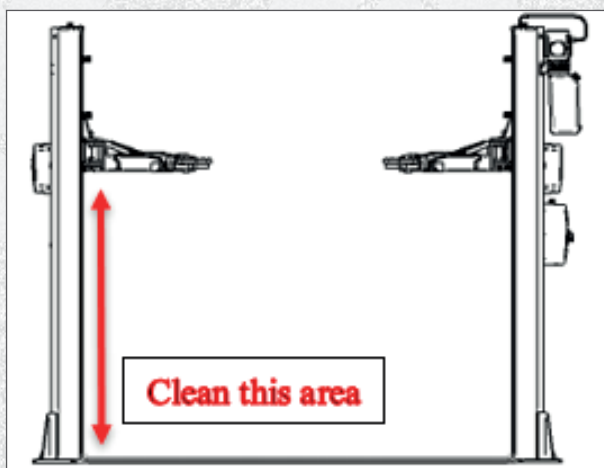
1. Check lift operation when the load (vehicle) is present.
The load weight must be between 1000 kg and 2000 kg. Perform one upward and one downward movement of the carriage with the load.
Is there any jumping movement?
2. If jumping movement is found with the load (vehicle), remove the load.
3. Position carriages on the ground.
4. Remove the cover marked with the red arrow by releasing the two fasteners at the bottom of the flexible cover and lifting it up.



5. Clean the inside of the columns (from the carriage to the top of the column): completely remove old grease using a clean cloth (red surfaces).
Clean both columns (left and right side).



6. Clean the surface with a degreasing agent.
7. Move the carriages to the upper position.
8. Clean the inside of the columns (from the bottom of the column to the carriage): completely remove old grease using a clean cloth.



9. Move the lift upward and downward three times and repeat steps 5, 6, 7, and 8.
10. Test lift operation without grease and with load (a vehicle whose load is between 1000 kg and 2000 kg). Perform two upward and downward movements.
If the lift is operating correctly, apply grease compatible with the standard grease: CGC Grease L EP 2, see data sheet below.
11. Re-fasten the flexible cover, using the hooks provided, to both columns.

Technical data sheet

CGC Grease L EP 00, 0, 1, 2, 3

Multipurpose Extreme Pressure Lithium Grease

CGC Grease L EP is multipurpose, extreme pressure industrial greases based on a blend of high viscosity index mineral oils and a lithium hydroxystearate soap thickener and contain extreme pressure and other additives. CGC Grease L EP is suitable for most industrial applications, including heavy-duty ones. These greases provide excellent protection against rust, corrosion and wear under heavy or shock loading and vibration. They are available in NLGI grades ranging from 00 to 3. CGC Grease L EP is recommended for use over the temperature range -30°C to 120°C.

Applications

- CGC Grease L EP 00, EP 0, EP 1 provide good pumpability and are suitable for centralized lubrication systems, heavy duty plain and rolling element bearings operating under severe conditions and other applications where good low temperature performance is required
- CGC Grease L EP 2 is recommended for general industrial lubrication, heavy duty plain and rolling element bearings operating under severe conditions
- CGC Grease L EP 3 is recommended for applications where maximum protection against penetration of water or solid contaminants is required, e.g. antifriction and plain bearings, bushings and pins operating under severe conditions including shock loading in wet environments

Features	Advantages and Potential Benefits
Outstanding load carrying capacity	Reduced wear under heavy or shock loading and vibration for good equipment reliability and availability
Excellent mechanical stability	Resistance to grease softening with subsequent loss of lubrication performance and leakage
Excellent water and corrosion resistance	Extended bearing life in wet environments for reduced bearing costs and unexpected downtime
Good pumpability in centralized systems	CGC Grease L EP 00, EP 0, EP 1

Specifications	CGC Grease L EP 00	CGC Grease L EP 0	CGC Grease L EP 1	CGC Grease L EP 2	CGC Grease L EP 3
DIN 51502	KP 1 K-30	KP 2 K-30	KP 1 K-30	KP 2 K-30	KP 3 K-30